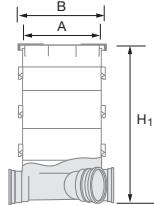
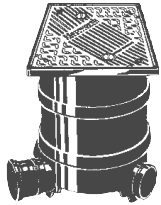
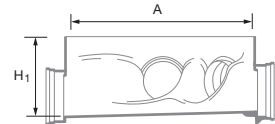



Mini Access Chamber
 (Installation Depth up to 2')



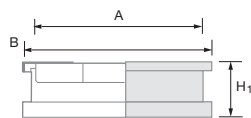
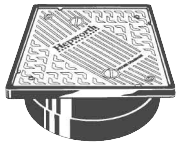
Mini Access Chamber

Nominal diameter	4"
A Internal diameter	11.8"
B Frame size	13.6" x 13.6"
H ₁ Effective height	23.6"
Cover Wheel Load	1 ton
Code	SDAC1/1



Base Unit

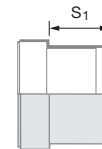
Inlet diameter	4"
A Internal diameter	11.8"
H ₁ Effective height	8.5"
Number of inlets	3
Number of stoppers	2
Code	SDC5



Polymer Cover and frame

A Internal diameter	11.8"
B Frame size	13.6" x 13.6"
H ₁ Effective height	3.3"
Cover Wheel Load	1 ton
Code	SDC3

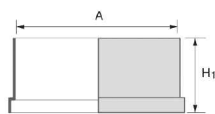
* Cover is secured with four screws and incorporates an airtight seal making it suitable for use indoors.



Double ended spigot adaptor

Nominal diameter	4"
S ₁ Spigot length	2.6"
Code	SA15/1

* Required for all connections to 4" pipe


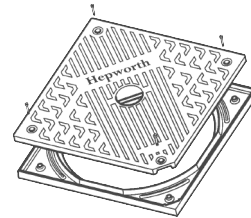
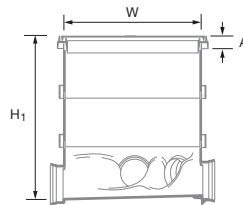
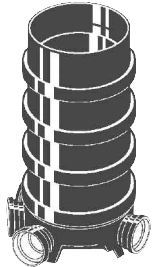


Raising Piece for Mini Access Chamber

A Internal diameter	11.8"
H ₁ Effective height	5.9"
Code	SDC4

Polypropylene Inspection Chamber

(Installation Depth 2' to 4')



Polypropylene Inspection Chamber - PPIC

Inlet diameter	4"	4" + 6"
H ₁ Effective height	37.1"	40.6"
W Width	18.7"	18.7"
A Cover depth	1.2"	1.2"
Number of inlets	5	5
Number of stoppers	4	4
Code	SPIC1/1	SPIC1/2

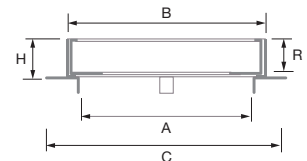
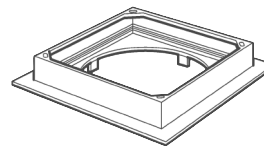
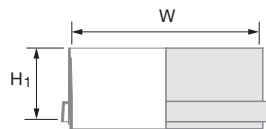
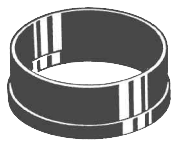
* Inspection Chamber SPIC1/1 is supplied with 4 inlet stoppers. These chambers have five 4" inlets.

* Inspection Chamber SPIC1/2 is supplied with 4 inlet stoppers. The straight through channel is 6", with two 6" branches at 90° and two 4" branches at 45°.

Square ductile iron cover and frame

A Clear opening	17.3"	17.3"
B Frame size	20.7" x 20.7"	20.7" x 20.7"
H Frame height	1.0"	1.0"
Cover Wheel Load	1 ton	5 ton
Code	SPKS8	SPKS8B/U

* Cover is secured with four screws and incorporates an airtight seal making it suitable for use indoors.



Raising Piece

H ₁ Effective height	6.9"
W Width	18.7"
Code	SPIC4



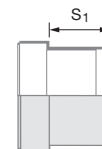
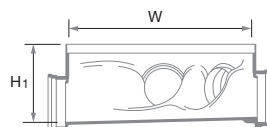
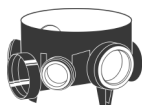
Square recessed PPIC cover

A Clear opening	17.8"
B Frame size	20.3" x 20.3"
C Range size	24.2"
H Frame height	3.9"
R Recess height	3.3"
Cover Wheel Load	1 ton
Code	SPCR8

* Cover to be filled with materials to match surrounding surface.

Sealing Ring

W Width	18.7"
Code	SPIC5



Inspection Chamber Base

Nominal diameter	4"	4" + 6"
H ₁ Effective height	8.3"	11.8"
W Width	18.7"	18.7"
Number of inlets	5	5
Number of stoppers	4	4
Code	SPIC6/1	SPIC6/2

* Inspection Chamber SPIC6/1 is supplied with 4 inlet stoppers. These chambers have five 4" inlets.

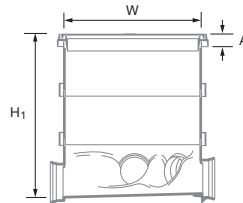
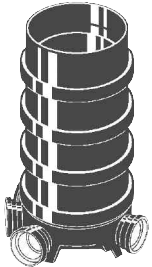
* Inspection Chamber SPIC6/2 is supplied with 4 inlet stoppers. The straight through channel is 6", with two 6" branches at 90° and two 4" branches at 45°.

Double ended spigot adaptor

Nominal diameter	4"
S ₁ Spigot length	2.6"
Code	SA15/1

* Required for all connections to 4" pipe

Telescopic Polypropylene Inspection Chamber (Installation Depth 4' to 10')

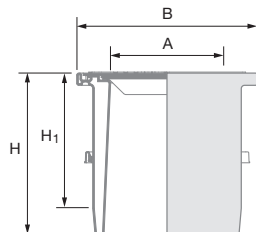
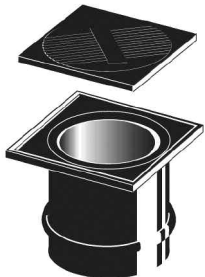


Polypropylene Inspection Chamber - PPIC

Inlet diameter	4"	4" + 6"
H ₁ Effective height	37.1"	40.6"
W Width	18.7"	18.7"
A Cover depth	1.2"	1.2"
Number of inlets	5	5
Number of stoppers	4	4
Code	SPIC1/1	SPIC1/2

* Inspection chambers SPIC1/1 is supplied with 4 inlet stoppers. These chambers have five 4" inlets.

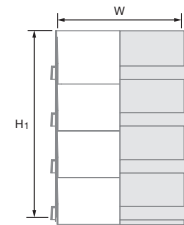
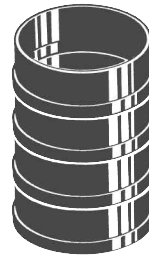
* Inspection chambers SPIC1/2 is supplied with 4 inlet stoppers. The straight through channel is 6", with two 6" branches at 90° and two 4" branches at 45°.



Telescopic Raising Piece assembly

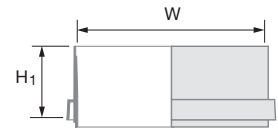
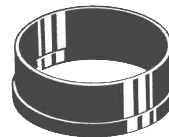
A Internal diameter	13.4"
B Frame size	21.5" x 21.5"
H Overall height	19.2"
H ₁ Effective height	16.1"
Cover Wheel Load	5 ton
Code	SPIC3/7

* Cover is secured with four screws and incorporates an airtight seal making it suitable for use indoors.



Raising Piece - 700 high

W Width	18.7"
H ₁ Effective height	27.5"
Code	SPIC3/4



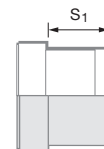
Raising Piece - 175 high

H ₁ Effective height	6.9"
W Width	18.7"
Code	SPIC4



Sealing Ring

W Width	18.7"
Code	SPIC5



Double ended spigot adaptor

Nominal diameter	4"
S ₁ Spigot length	2.6"
Code	SA15/1

* Required for all connections to 4" pipe